

Phonics Activity Center

Long Vowel A

Teacher Directions:

1. Print out pages 2-13.
2. Cut out page 2 and paste it onto a file folder of your choice. This will be the Learning Center Folder.
3. Cut out the puzzle pieces on pages 3-13. Make sure that each game piece is cut along the dotted line to split it in half, which then creates the puzzle.
4. Laminate each puzzle piece. Make sure you laminate the pieces AFTER you cut them out to ensure a long lasting game.
5. After you cut out and laminate the puzzle pieces, you should have a total of 42 puzzle pieces.
6. Put all of the puzzle pieces into a large zip-lock bag and place the bag inside of the Learning Center Folder.

www.havefunteaching.com

Long Vowel A

_a_e



ei



ai

ay

www.HaveFunTeaching.com



Long /a/ Sound

Tape

 a e



Long /a/ Sound

Cage

 a e



Long /a/ Sound

 a e

Cake



Long /a/ Sound

 a e

Gate



Late

Long /a/ Sound


 a e



Page

Long /a/ Sound

 a e




Snail



ai

Long /a/ Sound



Brain



ai

Long /a/ Sound



Mail

Long /a/ Sound

ai



Nail

Long /a/ Sound

ai



Paint

ai

Long /a/ Sound



Rain

Long /a/ Sound

ai



Tray

ay

Long /a/ Sound



Way


ay

Long /a/ Sound



Day

ay



Long /a/ Sound



Play

Long /a/ Sound

ay





Pray

ay

Long /a/ Sound



Weight

Long /a/ Sound

ei

8

Eight

Long /a/ Sound

ei



Freighter

ei

Long /a/ Sound



ei

Long /a/ Sound

Sleigh