

Long Vowel Sounds

Activity Center

Setting: Small group or Individual

Directions:

1. Line up the Large Vowel Sound Cards in a row:

The Long A Sound	The Long E Sound	The Long I Sound	The Long O Sound	The Long U Sound
-------------------------------	-------------------------------	-------------------------------	-------------------------------	-------------------------------

2. Pick a picture card from the pile.
3. Place the picture card in a group next to the Large Vowel Sound Card that makes the same vowel sound.

For Example: If the picture card is a picture of a SNAKE, then you would put that picture in the long **A** Vowel Card group.

The Long

A

Sound

The Long

I

Sound

The Long

E

Sound

The Long


O

Sound

The Long

U

Sound



HaveFunTeaching.com

1



HaveFunTeaching.com

2



HaveFunTeaching.com

3



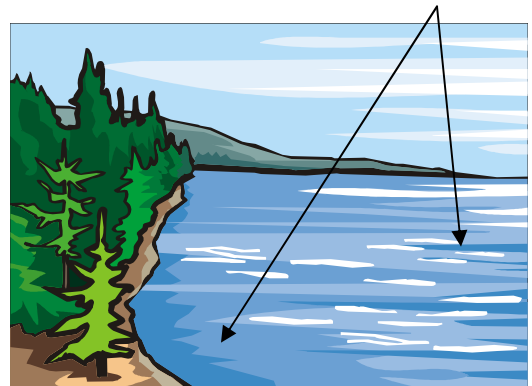
HaveFunTeaching.com

4



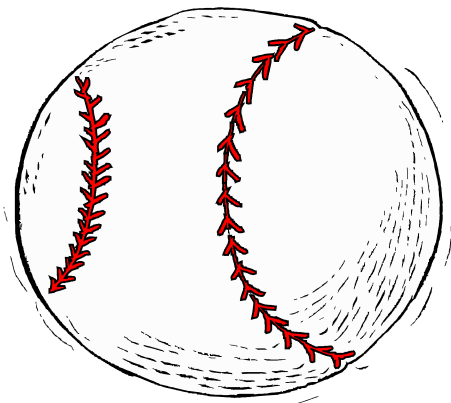
HaveFunTeaching.com

5




HaveFunTeaching.com

6



HaveFunTeaching.com

7




HaveFunTeaching.com

8




HaveFunTeaching.com

9




HaveFunTeaching.com

10



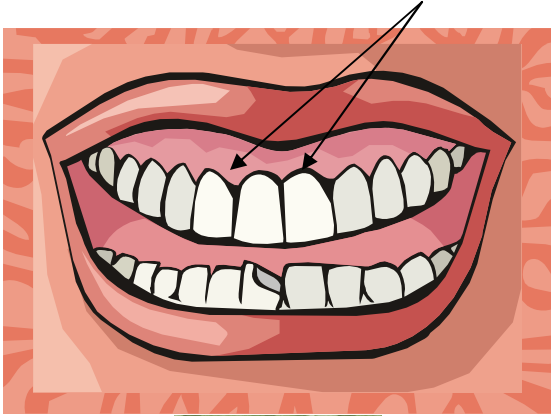
HaveFunTeaching.com

11




HaveFunTeaching.com

12



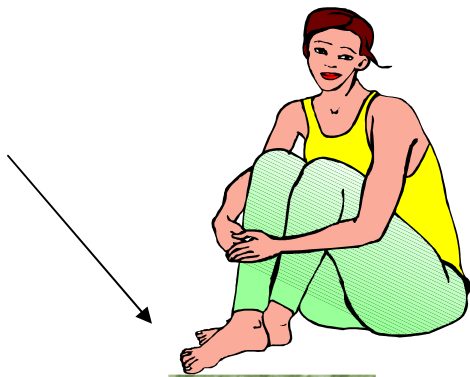
HaveFunTeaching.com

13




HaveFunTeaching.com

14



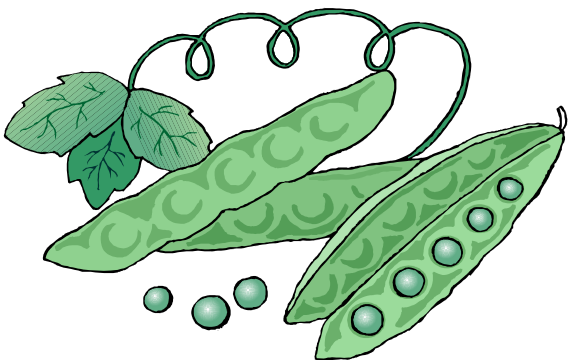
HaveFunTeaching.com

15



HaveFunTeaching.com

16




HaveFunTeaching.com

17




HaveFunTeaching.com

18



HaveFunTeaching.com

19



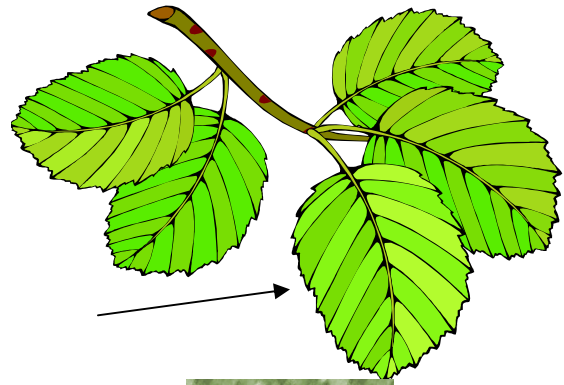
HaveFunTeaching.com

20




HaveFunTeaching.com

21



HaveFunTeaching.com

22




HaveFunTeaching.com

23




HaveFunTeaching.com

24




HaveFunTeaching.com

25



HaveFunTeaching.com

26



HaveFunTeaching.com

27



HaveFunTeaching.com

28

5


HaveFunTeaching.com

29



HaveFunTeaching.com

30




HaveFunTeaching.com

31



HaveFunTeaching.com

32



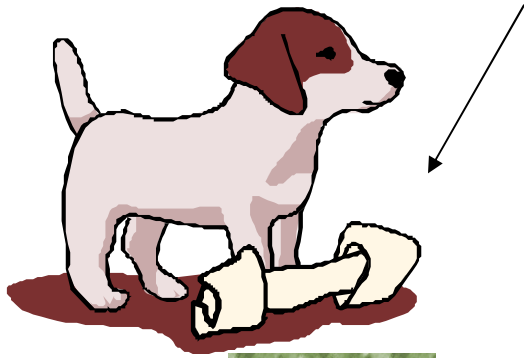
HaveFunTeaching.com

33



HaveFunTeaching.com

34



HaveFunTeaching.com

35




HaveFunTeaching.com

36




HaveFunTeaching.com

37




HaveFunTeaching.com

38




HaveFunTeaching.com

39



HaveFunTeaching.com

40



HaveFunTeaching.com

41



HaveFunTeaching.com

42



HaveFunTeaching.com

43



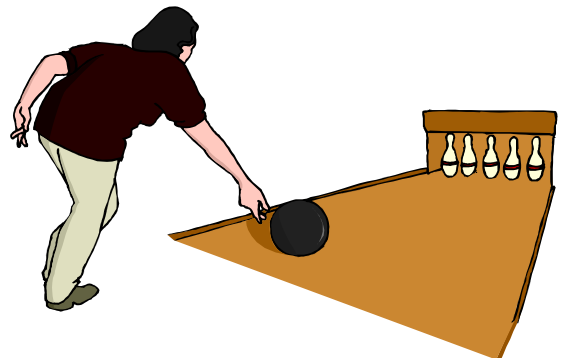
HaveFunTeaching.com

44



HaveFunTeaching.com

45



HaveFunTeaching.com

46




HaveFunTeaching.com

47




HaveFunTeaching.com

48



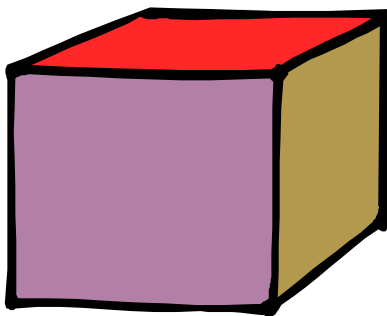
HaveFunTeaching.com

49



HaveFunTeaching.com

50



HaveFunTeaching.com

51

For best results:

-Print in color

-Cut on dotted lines


-Print on card stock

paper

-Laminate

Long Vowel Sounds

A E I O U



Activity Center
Long Vowel Sound

Activity Center

Answer Key

<i>Large Vowel Sound Card</i>	<i>Picture Cards</i>
<i>The Long A Sound</i>	<i>1. Snake, 2. Mail, 3. Cake, 4. Cane, 5. Pail, 6. Lake, 7. Baseball, 8. Grapes, 9. Paint, 10. Rake, 11. Plane, 12. Tank</i>
<i>The Long E Sound</i>	<i>13. Teeth, 14. Bee, 15. Feet, 16. Tree, 17. Pea, 18. Sleep, 19. Beak, 20. Beetle, 21. Sweep, 22. Leaf, 23. Queen, 24. Cheese</i>
<i>The Long I Sound</i>	<i>25. Kite, 26. Bike, 27. Lightning, 28. Fire, 29. Five, 30. Blind, 31. Ice, 32. Cry, 33. Mice, 34. Slide</i>
<i>The Long O Sound</i>	<i>35. Bone, 36. Phone, 37. Globe, 38. Robe, 39. Nose, 40. Road, 41. Coat, 42. Rose, 43. Snow, 44. Bow, 45. Hose, 46. Bowling</i>
<i>The Long U Sound</i>	<i>47. Music, 48. Utensils, 49. Unicorn, 50. Mule, 51. Cube</i>

Name: _____

Date: _____

Long Vowel Sound

Student Worksheet

Each picture card has a number. Write the name or number of each picture card that matches the vowel sound below

<i>Large Vowel Sound Card</i>	<i>Picture Card Number</i>
<i>The Long A Sound</i>	
<i>The Long E Sound</i>	
<i>The Long I Sound</i>	
<i>The Long O Sound</i>	
<i>The Long U Sound</i>	