

# The Number Eleven - 11

Trace and write the number 11. Then trace and write the word eleven.

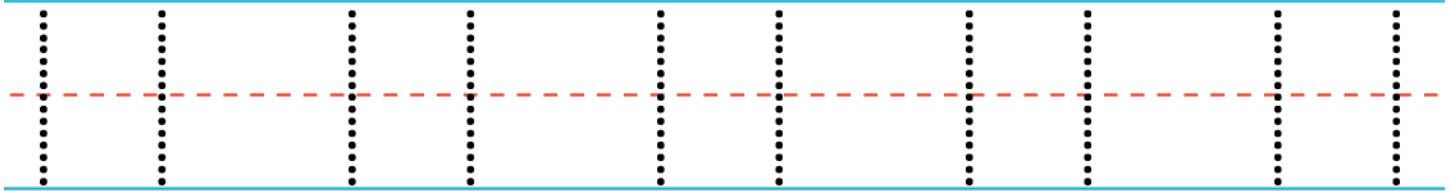
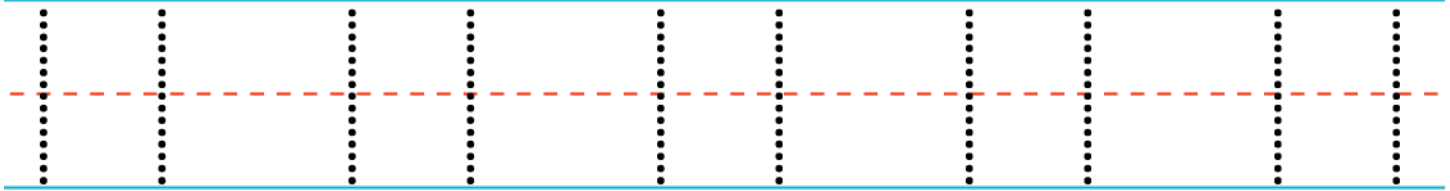
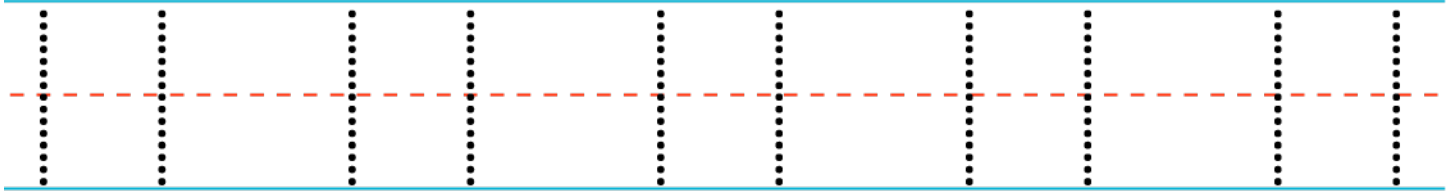
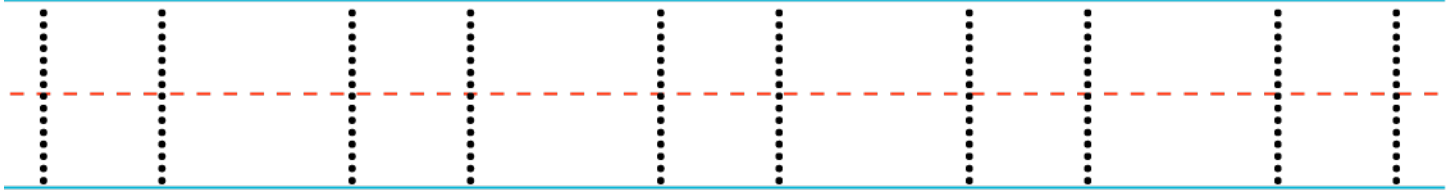
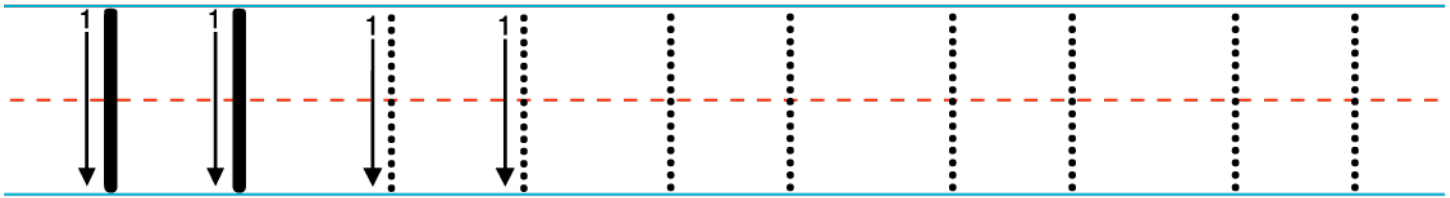
Tracing practice for the number 11. The first row shows two solid '1's with a downward arrow and the number '1' above them, followed by two dotted '1's with a downward arrow and the number '1' above them. The next three rows each contain ten dotted '1's for tracing.

Tracing practice for the word 'eleven'. The first row shows the word 'eleven' with stroke order arrows and numbers. The 'e's have arrows for stroke 1 (counter-clockwise curve) and stroke 2 (horizontal line). The 'l' has a downward arrow for stroke 1. The 'v' has arrows for stroke 1 (downward) and stroke 2 (upward). The 'n' has arrows for stroke 1 (downward) and stroke 2 (upward curve). The second row shows the word 'eleven' in dotted lines for tracing.

Tracing practice for the word 'eleven'. The first row shows the word 'eleven' in dotted lines for tracing. The second row shows the word 'eleven' in dotted lines for tracing.

# The Number Eleven - 11

Trace and write the number 11.



# The Number Eleven - 11

Trace and write the number eleven.

