

## Tick-Tock Time

### Directions:

1) Choose a set of Clock Cards. Write the set number at the top of your worksheet.

Set 1 = To the Hour **(Easiest)**

Set 2 = To the Half Hour

Set 3 = To the Quarter Hour

Set 4 = Elapsed Time to the Hour

Set 5 = Elapsed Time to the Half Hour

Set 6 = Elapsed Time to the Quarter Hour **(Hardest)**

2) Choose a card from your set and read the question.

3) Write the answer next to the card number on your worksheet.

4) Keep choosing cards from your set until all of them are completed. You must draw hands on the clocks for numbers 11 and 12.

Name: \_\_\_\_\_

Set Number: \_\_\_\_\_

## Tick-Tock Time Student Worksheet

Choose a set of clock cards and write the number at the top of this page.

Write the time after the card number.

Draw hands on the clocks for numbers 11 and 12.

Card 1) \_\_\_\_\_  
          •  
          •

Card 6) \_\_\_\_\_  
          •  
          •

Card 2) \_\_\_\_\_  
          •  
          •

Card 7) \_\_\_\_\_  
          •  
          •

Card 3) \_\_\_\_\_  
          •  
          •

Card 8) \_\_\_\_\_  
          •  
          •

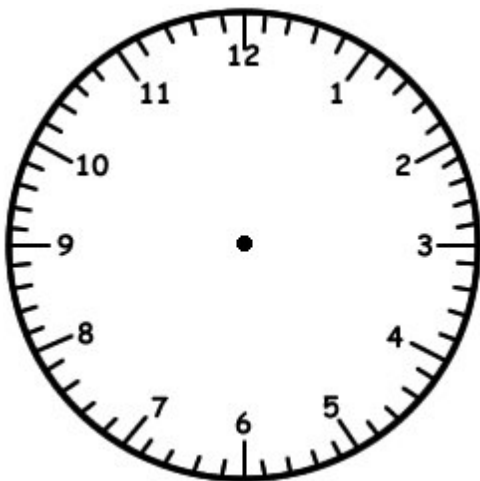
Card 4) \_\_\_\_\_  
          •  
          •

Card 9) \_\_\_\_\_  
          •  
          •

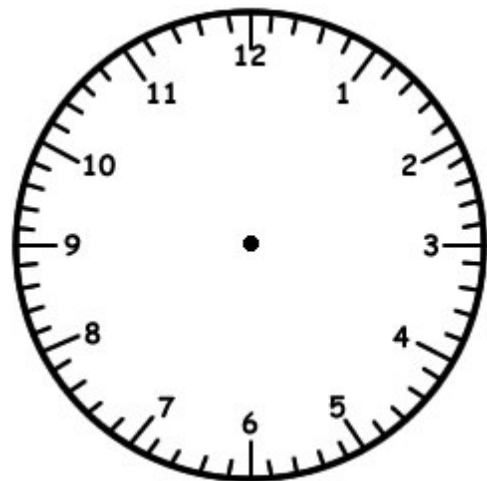
Card 5) \_\_\_\_\_  
          •  
          •

Card 10) \_\_\_\_\_  
          •  
          •

Card 11)




Card 12)



Set 1

Card 1



What time is it?

HaveFunTeaching.com

Set 1

Card 4



What time is it?

HaveFunTeaching.com

Set 1

Card 2




What time is it?

HaveFunTeaching.com

Set 1

Card 5



What time is it?

HaveFunTeaching.com

Set 1

Card 3




What time is it?

HaveFunTeaching.com

Set 1

Card 6




What time is it?

HaveFunTeaching.com

Set 1

Card 7




What time is it?

HaveFunTeaching.com

Set 1

Card 10



What time is it?

HaveFunTeaching.com

Set 1

Card 8

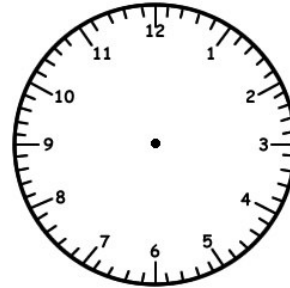


What time is it?

HaveFunTeaching.com

Set 1

Card 11




Make the clock show 8:00.

HaveFunTeaching.com

Set 1

Card 9

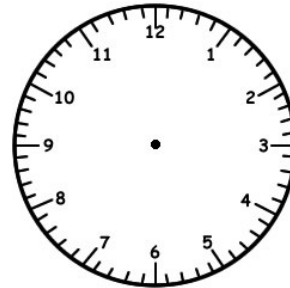


What time is it?

HaveFunTeaching.com

Set 1

Card 12




Make the clock show 4:00.

HaveFunTeaching.com

Set 2

Card 1




What time is it?

HaveFunTeaching.com

Set 2

Card 4




What time is it?

HaveFunTeaching.com

Set 2

Card 2




What time is it?

HaveFunTeaching.com

Set 2

Card 5



What time is it?

HaveFunTeaching.com

Set 2

Card 3

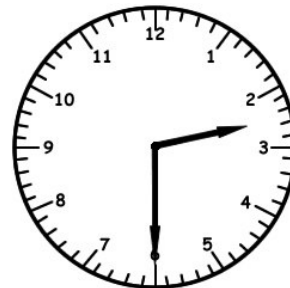


What time is it?

HaveFunTeaching.com

Set 2

Card 6

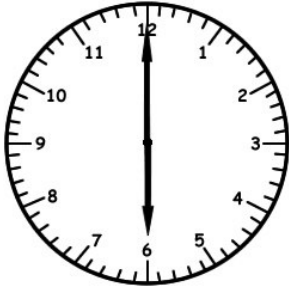


What time is it?

HaveFunTeaching.com

Set 2

Card 7




What time is it?

HaveFunTeaching.com

Set 2

Card 10



What time is it?

HaveFunTeaching.com

Set 2

Card 8

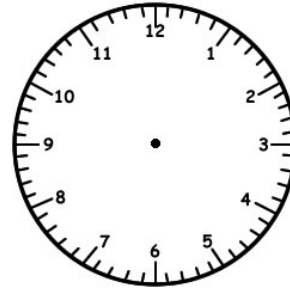


What time is it?

HaveFunTeaching.com

Set 2

Card 11



Make the clock show 5:30.

HaveFunTeaching.com

Set 2

Card 9

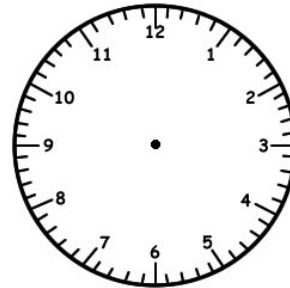


What time is it?

HaveFunTeaching.com

Set 2

Card 12




Make the clock show 2:30.

HaveFunTeaching.com

Set 3

Card 1




What time is it?

HaveFunTeaching.com

Set 3

Card 4



What time is it?

HaveFunTeaching.com

Set 3

Card 2



What time is it?

HaveFunTeaching.com

Set 3

Card 5



What time is it?

HaveFunTeaching.com

Set 3

Card 3



What time is it?

HaveFunTeaching.com

Set 3

Card 6




What time is it?

HaveFunTeaching.com

Set 3

Card 7




What time is it?

HaveFunTeaching.com

Set 3

Card 10




What time is it?

HaveFunTeaching.com

Set 3

Card 8

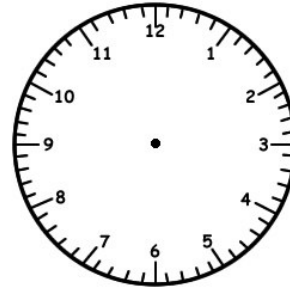


What time is it?

HaveFunTeaching.com

Set 3

Card 11




Make the clock show 9:45.

HaveFunTeaching.com

Set 3

Card 9

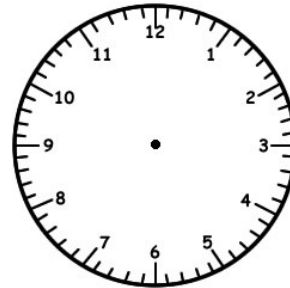


What time is it?

HaveFunTeaching.com

Set 3

Card 12



Make the clock show 1:15.

HaveFunTeaching.com

Set 4

Card 1

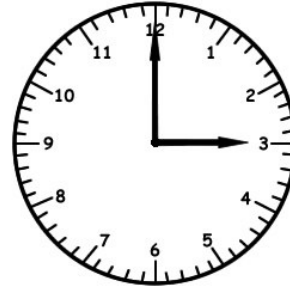


What time will it be in  
three hours?

HaveFunTeaching.com

Set 4

Card 4



What time was it  
one hour ago?

HaveFunTeaching.com

Set 4

Card 2

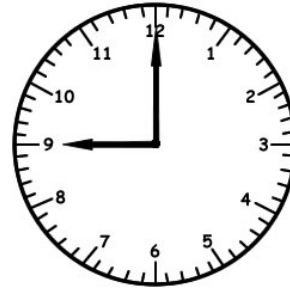


What time was it  
six hours ago?

HaveFunTeaching.com

Set 4

Card 5



What time will it be in  
seven hours?

HaveFunTeaching.com

Set 4

Card 3




What time will it be in  
five hours?

HaveFunTeaching.com

Set 4

Card 6



What time was it  
two hours ago?

HaveFunTeaching.com

**Set 4**

**Card 7**




**What time will it be in  
nine hours?**

HaveFunTeaching.com

**Set 4**

**Card 10**




**What time will it be in  
four hours?**

HaveFunTeaching.com

**Set 4**

**Card 8**




**What time will it be in  
eight hours?**

HaveFunTeaching.com

**Set 4**

**Card 11**



**Make the clock show  
five hours from now.**

HaveFunTeaching.com

**Set 4**

**Card 9**




**What time will it be in  
twelve hours?**

HaveFunTeaching.com

**Set 4**

**Card 12**



**Make the clock show  
four hours ago.**

HaveFunTeaching.com

**Set 5**

**Card 1**




**What time will it be in  
three hours?**

HaveFunTeaching.com

**Set 5**

**Card 4**



**What time was it  
one hour ago?**

HaveFunTeaching.com

**Set 5**

**Card 2**



**What time was it  
six hours ago?**

HaveFunTeaching.com

**Set 5**

**Card 5**



**What time will it be in  
two and a half hours?**

HaveFunTeaching.com

**Set 5**

**Card 3**

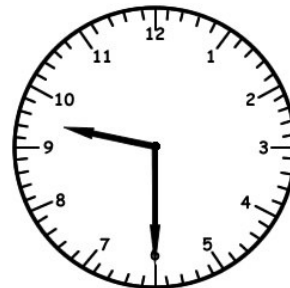


**What time will it be in  
four and a half hours?**

HaveFunTeaching.com

**Set 5**

**Card 6**



**What time was it  
one half hour ago?**

HaveFunTeaching.com

Set 5

Card 7

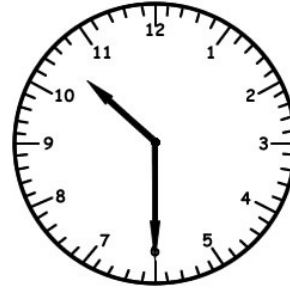


What time will it be in six and a half hours?

HaveFunTeaching.com

Set 5

Card 10

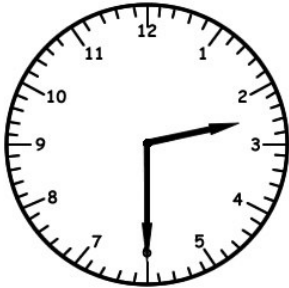


What time will it be in four hours?

HaveFunTeaching.com

Set 5

Card 8




What time will it be in eight hours?

HaveFunTeaching.com

Set 5

Card 11



Make the clock show five hours from now.

HaveFunTeaching.com

Set 5

Card 9




What time will it be in seven and a half hours?

HaveFunTeaching.com

Set 5

Card 12

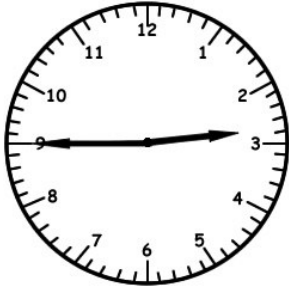


Make the clock show three and a half hours ago.

HaveFunTeaching.com

Set 6

Card 1




What time will it be in forty-five minutes?

HaveFunTeaching.com

Set 6

Card 4




What time was it one hour and fifteen minutes ago?

HaveFunTeaching.com

Set 6

Card 2

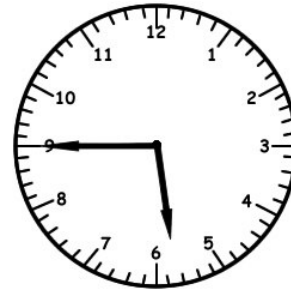


What time was it six hours ago?

HaveFunTeaching.com

Set 6

Card 5



What time will it be in two hours and fifteen minutes?

HaveFunTeaching.com

Set 6

Card 3




What time will it be in four and a half hours?

HaveFunTeaching.com

Set 6

Card 6



What time was it forty-five minutes ago?

HaveFunTeaching.com

Set 6

Card 7




What time will it be in six hours and fifteen minutes?

HaveFunTeaching.com

Set 6

Card 10



What time will it be in four hours and fifteen minutes?

HaveFunTeaching.com

Set 6

Card 8



What time will it be in eight and a half hours?

HaveFunTeaching.com

Set 6

Card 11



Make the clock show two hours and fifteen minutes from now.

HaveFunTeaching.com

Set 6

Card 9



What time will it be in seven hours and fifteen minutes?

HaveFunTeaching.com

Set 6

Card 12



Make the clock show three hours and forty-five minutes ago.

HaveFunTeaching.com

Name: \_\_\_\_\_

Set Number: **Answer Key 1**

## Tick-Tock Time

Choose a set of clock cards and write the number at the top of this page.

Write the time after the card number.

Draw hands on the clocks for numbers 11 and 12.

Card 1) **2:00**

Card 6) **10:00**

Card 2) **8:00**

Card 7) **3:00**

Card 3) **9:00**

Card 8) **11:00**

Card 4) **1:00**

Card 9) **5:00**


Card 5) **4:00**

Card 10) **7:00**

Card 11)



Card 12)



Name: \_\_\_\_\_

Set Number: **Answer Key 2**

## Tick-Tock Time

Choose a set of clock cards and write the number at the top of this page.

Write the time after the card number.

Draw hands on the clocks for numbers 11 and 12.

Card 1) **7:00**

Card 6) **2:30**

Card 2) **12:00**

Card 7) **6:00**

Card 3) **2:00**

Card 8) **1:30**

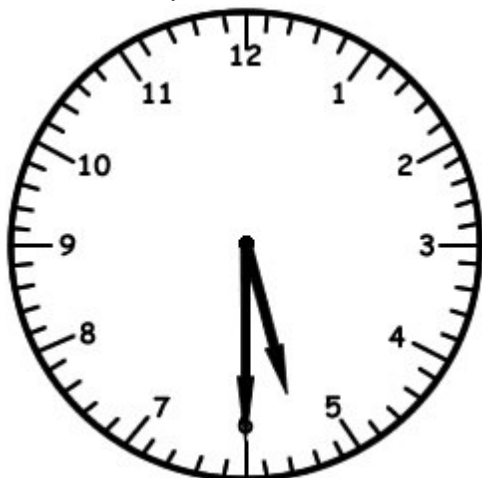
Card 4) **1:30**

Card 9) **5:30**

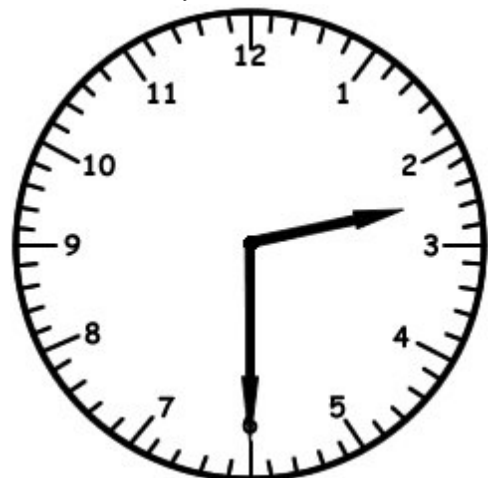
Card 5) **10:00**

Card 10) **7:30**

Card 11)



Card 12)



Name: \_\_\_\_\_

Set Number: **Answer Key 3**

## Tick-Tock Time

Choose a set of clock cards and write the number at the top of this page.

Write the time after the card number.

Draw hands on the clocks for numbers 11 and 12.

Card 1) **8:00**

Card 6) **8:45**

Card 2) **11:15**

Card 7) **3:00**

Card 3) **4:15**

Card 8) **9:15**

Card 4) **1:15**

Card 9) **12:30**

Card 5) **3:45**

Card 10) **11:45**

Card 11)



Card 12)



Name: \_\_\_\_\_

Set Number: **Answer Key 4**

## Tick-Tock Time

Choose a set of clock cards and write the number at the top of this page.

Write the time after the card number.

Draw hands on the clocks for numbers 11 and 12.

Card 1) **11:00**

Card 6) **5:00**

Card 2) **8:00**

Card 7) **1:00**

Card 3) **10:00**

Card 8) **10:00**

Card 4) **2:00**

Card 9) **10:00**

Card 5) **4:00**

Card 10) **8:00**

Card 11)



Card 12)



Name: \_\_\_\_\_

Set Number: **Answer Key 5**

## Tick-Tock Time

Choose a set of clock cards and write the number at the top of this page.

Write the time after the card number.

Draw hands on the clocks for numbers 11 and 12.

Card 1) **4:30**

Card 6) **9:00**

Card 2) **1:00**

Card 7) **7:30**

Card 3) **11:00**

Card 8) **10:30**

Card 4) **3:30**

Card 9) **12:00**


Card 5) **12:30**

Card 10) **2:30**

Card 11)



Card 12)



Name: \_\_\_\_\_

Set Number: **Answer Key 6**

## Tick-Tock Time

Choose a set of clock cards and write the number at the top of this page.

Write the time after the card number.

Draw hands on the clocks for numbers 11 and 12.

Card 1) **3:30**

Card 6) **11:45**

Card 2) **2:00**

Card 7) **6:15**

Card 3) **11:00**

Card 8) **8:15**

Card 4) **12:00**

Card 9) **9:30**

Card 5) **8:00**

Card 10) **4:30**

Card 11)



Card 12)

